

Critical Reasoning Test Battery norm group: South Africans of Asian race, updated 2010

Sample composition

The sample consisted of South Africans who described their race as Asian, tested by Psytech SA and collaborators in the period leading up to January 2010. Because not all respondents completed both subtests of the Critical Reasoning Test Battery, the biographical information is presented separately for the Numerical Critical Reasoning Test and the Verbal Critical Reasoning Test respectively.

Sample composition: Numerical Critical Reasoning Test

Category	Frequency table: Sex			
	Count	Cumulative Count	Percent	Cumulative Percent
M	342	342	76.68161	76.6816
F	101	443	22.64574	99.3274
U	3	446	0.67265	100.0000
Missing	0	446	0.00000	100.0000

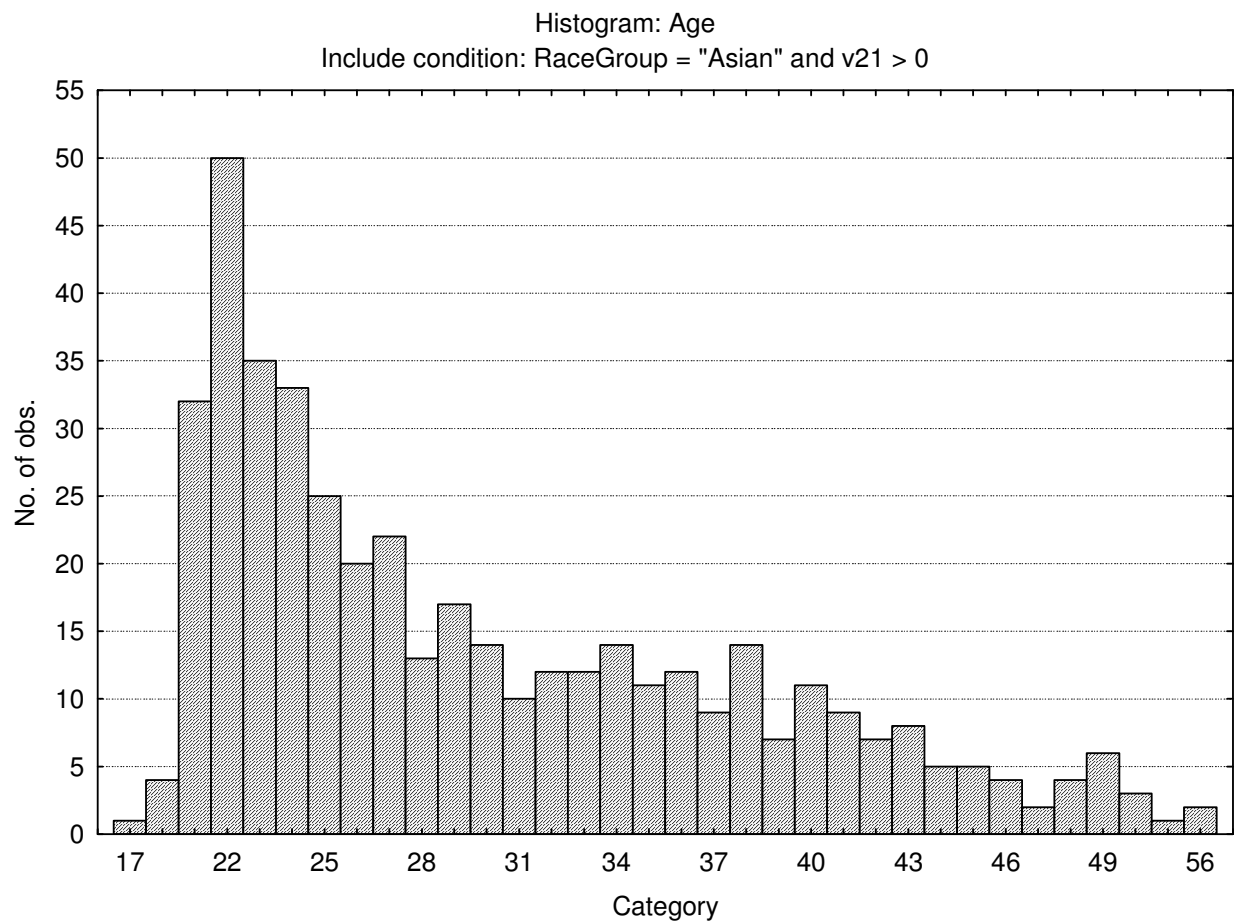
Category	Frequency table: Education Group			
	Count	Cumulative Count	Percent	Cumulative Percent
Post Graduate	93	93	20.85202	20.8520
Diploma	75	168	16.81614	37.6682
Grade 12	78	246	17.48879	55.1570
Degree	121	367	27.13004	82.2870
<Grade 12	4	371	0.89686	83.1839
Vocational Training	13	384	2.91480	86.0987
Missing	62	446	13.90135	100.0000

Category	Frequency table: Language			
	Count	Cumulative Count	Percent	Cumulative Percent
English	419	419	93.94619	93.9462
isiZulu	2	421	0.44843	94.3946
isiXhosa	2	423	0.44843	94.8430
Sepedi	2	425	0.44843	95.2915
Missing	21	446	4.70852	100.0000

Category	Frequency table: Language Group			
	Count	Cumulative Count	Percent	Cumulative Percent
English	419	419	93.94619	93.9462
Indigenous	6	425	1.34529	95.2915
Missing	21	446	4.70852	100.0000

Category	Frequency table: Race Group			
	Count	Cumulative Count	Percent	Cumulative Percent
Asian	446	446	100.0000	100.0000
Missing	0	446	0.0000	100.0000

Variable	Descriptive Statistics: Age					
	Mean	Std.Dev	Minimum	Maximum	N	No.cases Missing
Age	29.89631	8.087046	17.00000	56.00000	434	12



Sample composition: Verbal Critical Reasoning Test Battery

Category	Frequency table: Sex			
	Count	Cumulative Count	Percent	Cumulative Percent
M	349	349	77.04194	77.0419
F	101	450	22.29581	99.3377
U	3	453	0.66225	100.0000
Missing	0	453	0.00000	100.0000

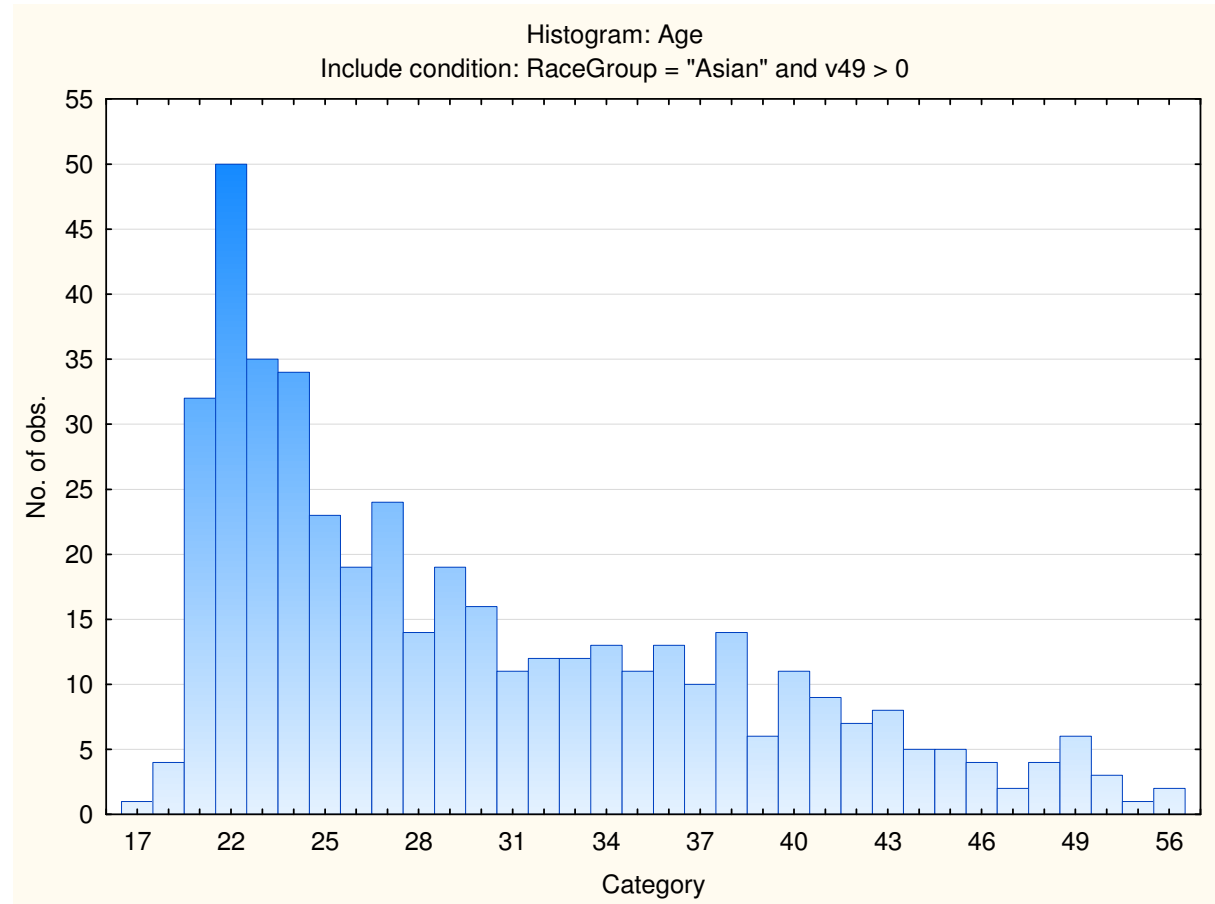
Category	Frequency table: Education Group			
	Count	Cumulative Count	Percent	Cumulative Percent
Post Graduate	100	100	22.07506	22.0751
Diploma	73	173	16.11479	38.1898
Grade 12	80	253	17.66004	55.8499
Degree	121	374	26.71082	82.5607
<Grade 12	4	378	0.88300	83.4437
Vocational Training	14	392	3.09051	86.5342
Missing	61	453	13.46578	100.0000

Category	Frequency table: Language			
	Count	Cumulative Count	Percent	Cumulative Percent
English	425	425	93.81898	93.8190
isiZulu	2	427	0.44150	94.2605
isiXhosa	2	429	0.44150	94.7020
Sepedi	2	431	0.44150	95.1435
Missing	22	453	4.85651	100.0000

Category	Frequency table: Language Group			
	Count	Cumulative Count	Percent	Cumulative Percent
English	425	425	93.81898	93.8190
Indigenous	6	431	1.32450	95.1435
Missing	22	453	4.85651	100.0000

Category	Frequency table: Race Group			
	Count	Cumulative Count	Percent	Cumulative Percent
Asian	453	453	100.0000	100.0000
Missing	0	453	0.0000	100.0000

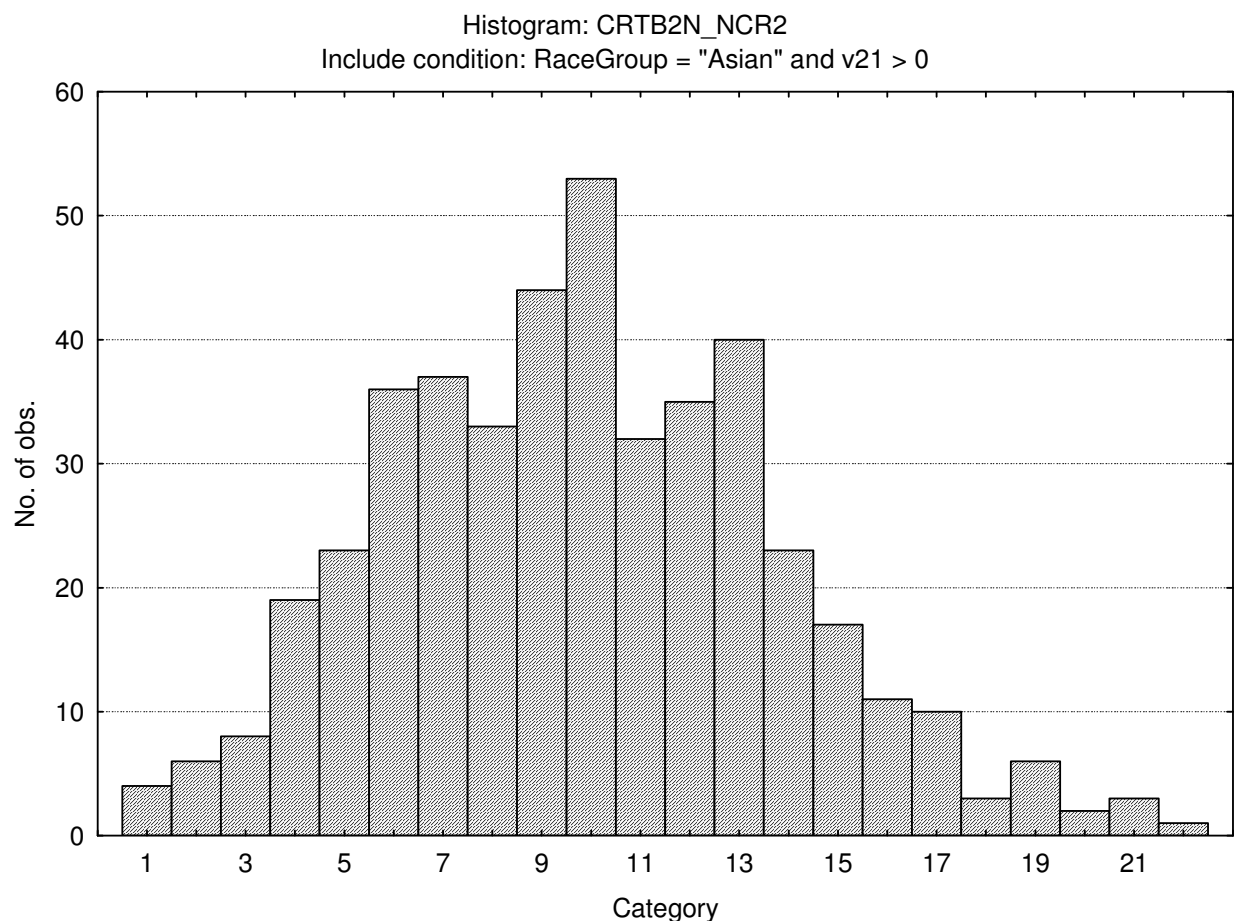
Variable	Descriptive Statistics: Age					
	Mean	Std.Dev	Minimum	Maximum	N	No.cases Missing
Age	29.89545	8.029160	17.00000	56.00000	440	13



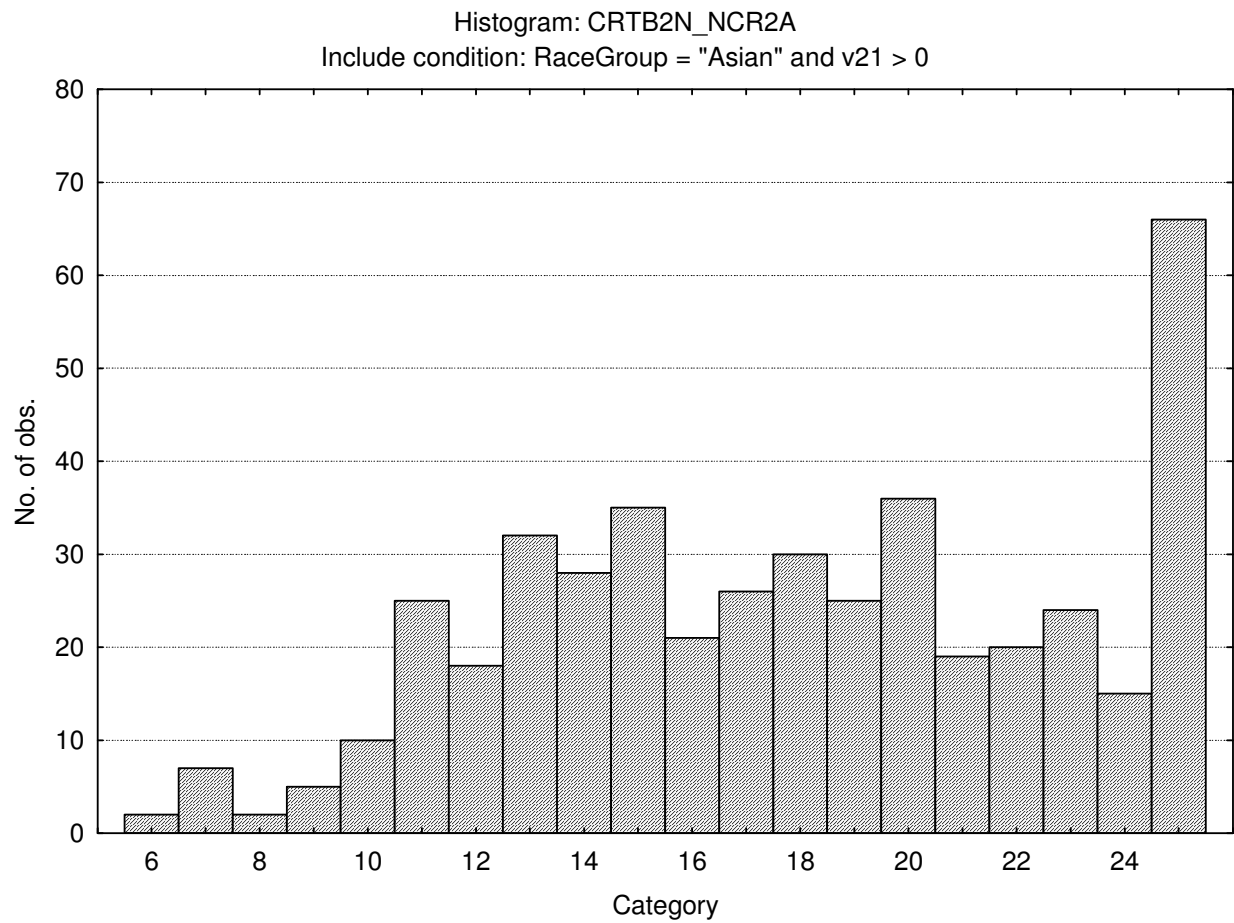
Descriptive statistics on Verbal Critical Reasoning Test scales

Variable	Descriptive Statistics					
	Mean	Std.Dev	Minimum	Maximum	N	No.cases Missing
Numerical Critical Reasoning	9.87444	3.975478	1.000000	22.00000	446	0
Numerical Critical Reasoning items attempted	17.84753	4.960435	6.000000	25.00000	446	0
Verbal Critical Reasoning	15.51876	6.386360	2.000000	38.00000	453	0
Verbal Critical Reasoning items attempted	27.69095	9.219632	8.000000	40.00000	453	0

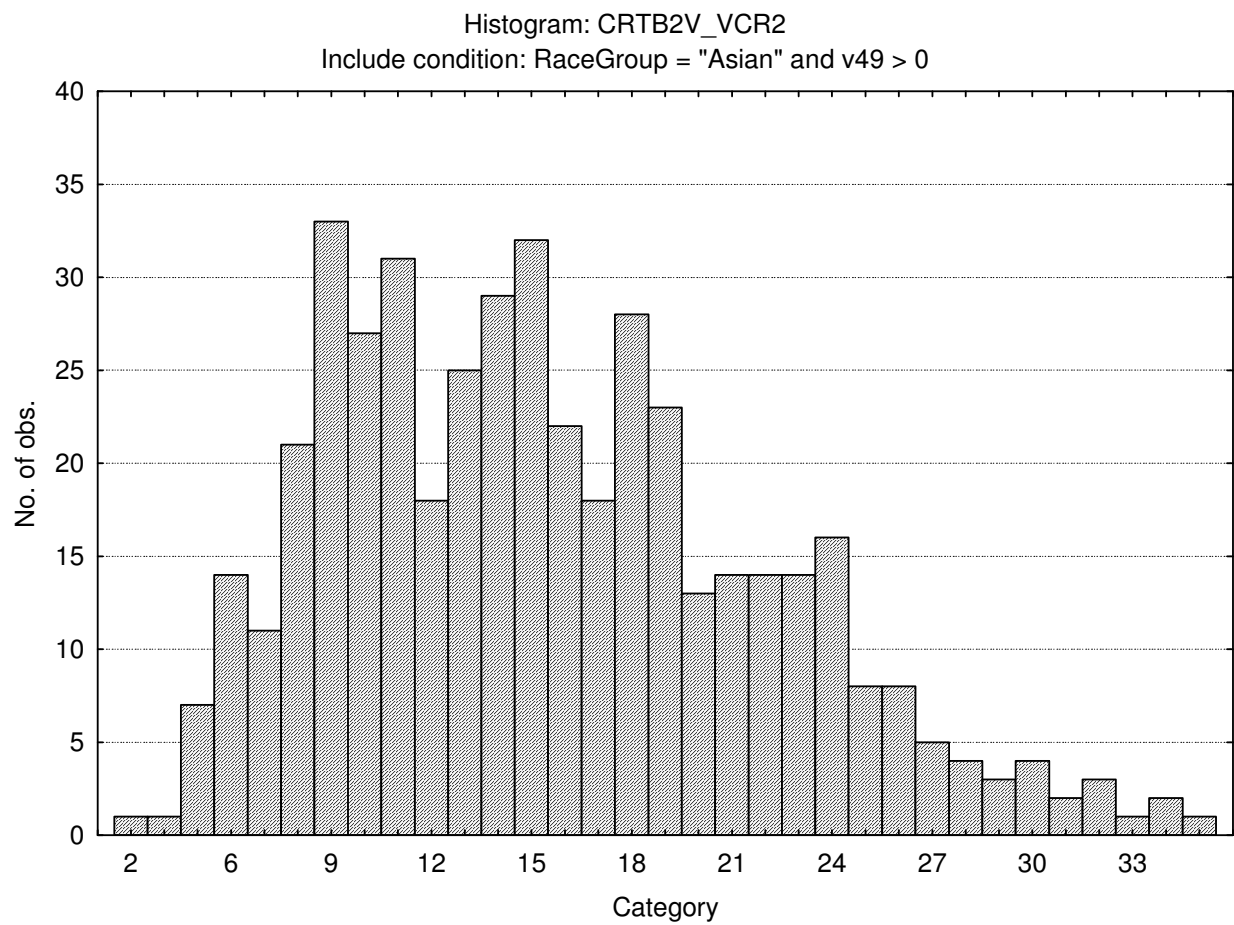
Frequency distribution: Numerical Critical Reasoning



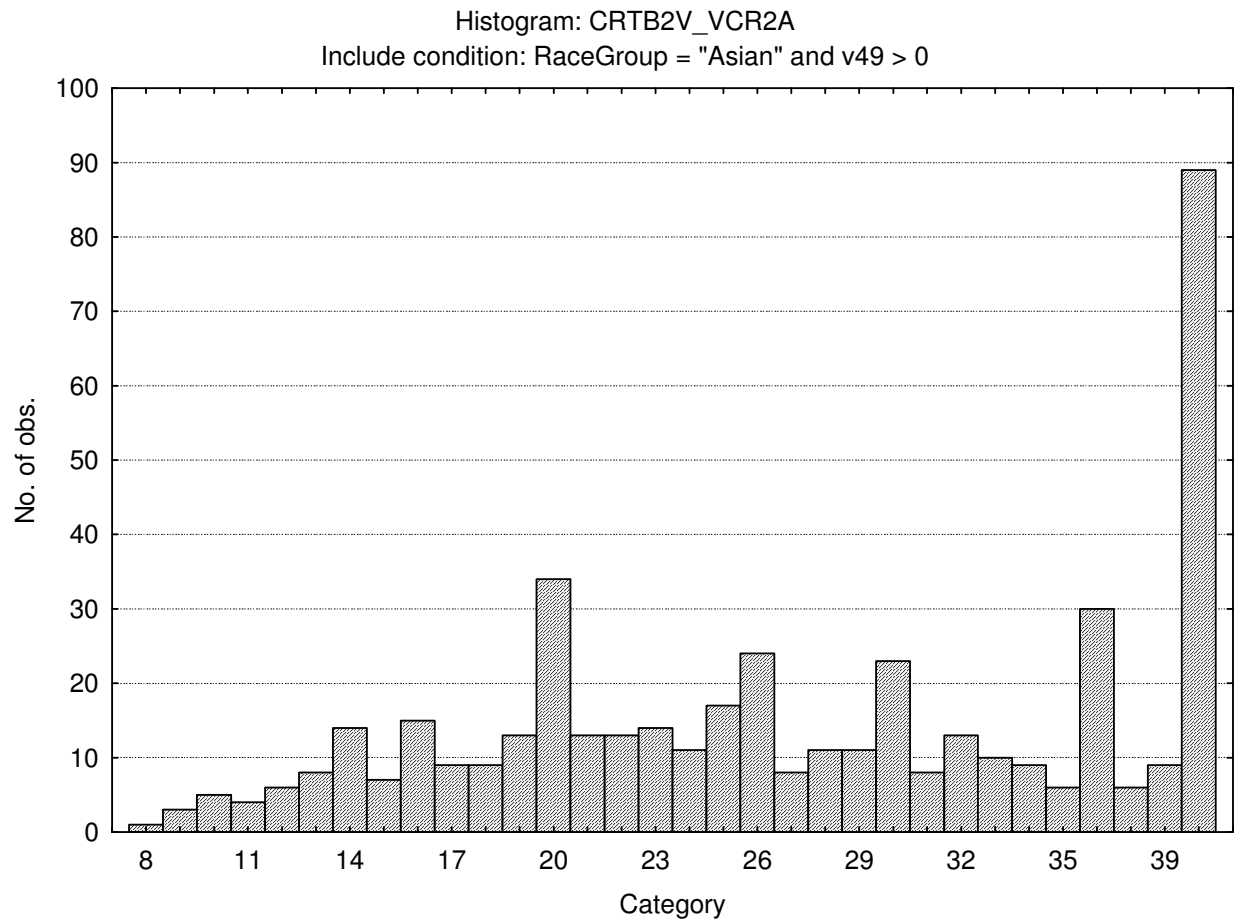
Frequency distribution: Numerical Critical Reasoning items attempted



Frequency distribution: Verbal Critical Reasoning



Frequency distribution: Verbal Critical Reasoning items attempted



Stanine table

	S9_1	S9_2	S9_3	S9_4	S9_5	S9_6	S9_7	S9_8	S9_9
NCR2 Numerical Critical Reasoning	1-2	3-4	5-6	7-8	9-10	11-12	13-14	15-16	17-22
NCR2 Items Attempted	6-9	10-11	12-14	15-16	17-19	20-21	22-24	25-25	
VCR2 Verbal Critical Reasoning	2-4	5-7	8-10	11-13	14-17	18-20	21-23	24-26	27-38
VCR2 Items Attempted	8-11	12-16	17-20	21-25	26-29	30-34	35-39	40-40	