

# General Reasoning Test (GRT2)

## Reliability: South Africans, English Speaking, Updated 2016

### Sample Composition

The sample consisted of South Africans tested by Psytech South Africa and collaborators during the period up to June 2015, via GeneSys for Windows. Since not all respondents completed all the subtests of the General Reasoning Test battery (GRT2), biographical characteristics are reported separately for the different subtests.

### Sample Composition – General Abstract Reasoning Test

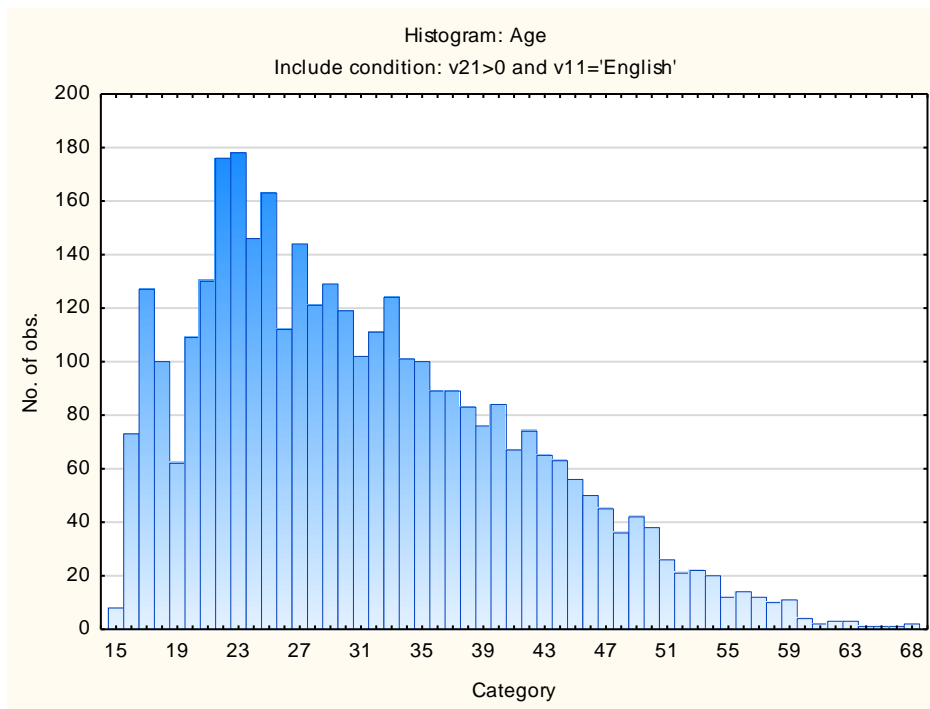
Category	Frequency table: Sex			
	Count	Cumulative Count	Percent	Cumulative Percent
M	2175	2175	59,50752	59,5075
F	1473	3648	40,30096	99,8085
U	7	3655	0,19152	100,0000
Missing	0	3655	0,00000	100,0000

Category	Frequency table: Education			
	Count	Cumulative Count	Percent	Cumulative Percent
Grade 12	1501	1501	41,06703	41,0670
Post Graduate	282	1783	7,71546	48,7825
Unknown	20	1803	0,54720	49,3297
Tertiary	1138	2941	31,13543	80,4651
< Matric	354	3295	9,68536	90,1505
Missing	360	3655	9,84952	100,0000

Category	Frequency table: Language			
	Count	Cumulative Count	Percent	Cumulative Percent
English	3655	3655	100,0000	100,0000
Missing	0	3655	0,0000	100,0000

Category	Frequency table: Race			
	Count	Cumulative Count	Percent	Cumulative Percent
African	357	357	9,76744	9,7674
Asian	1201	1558	32,85910	42,6265
Coloured	825	2383	22,57182	65,1984
European	1166	3549	31,90150	97,0999
Indian	5	3554	0,13680	97,2367
Missing	101	3655	2,76334	100,0000

Variable	Descriptive Statistics: Age					
	Mean	Std.Dev	Minimum	Maximum	N	No.cases Missing
Age	31,26989	10,20064	15,00000	68,00000	3557	98



## Sample Composition: General Numerical Reasoning Test

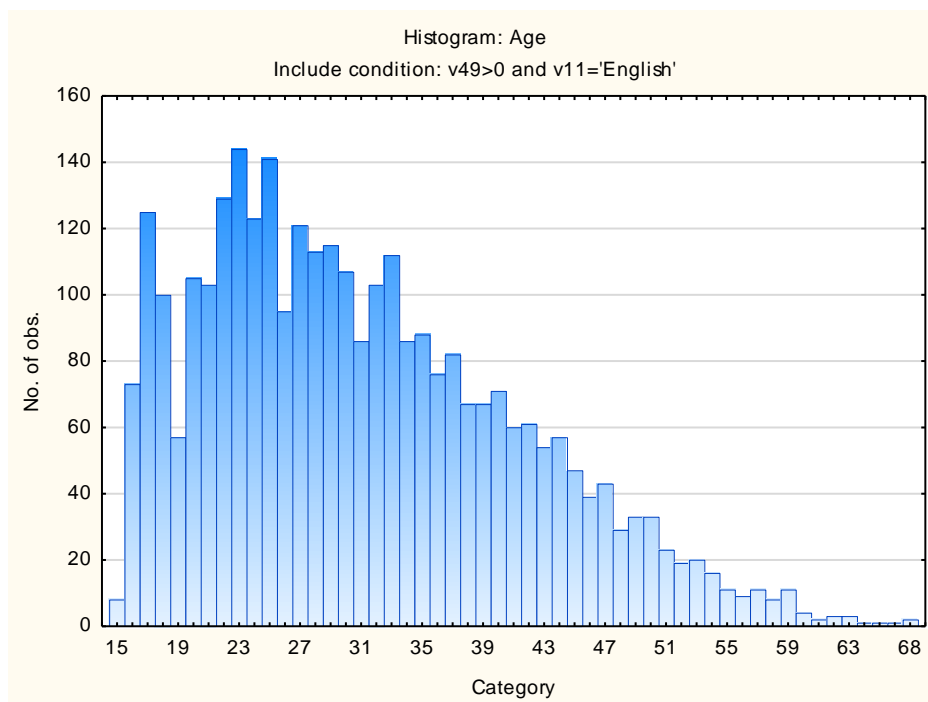
Category	Frequency table: Sex			
	Count	Cumulative Count	Percent	Cumulative Percent
M	1795	1795	56,41106	56,4111
F	1381	3176	43,40038	99,8114
U	6	3182	0,18856	100,0000
Missing	0	3182	0,00000	100,0000

Category	Frequency table: Education			
	Count	Cumulative Count	Percent	Cumulative Percent
Grade 12	1401	1401	44,02891	44,0289
Post Graduate	190	1591	5,97109	50,0000
Unknown	20	1611	0,62854	50,6285
Tertiary	934	2545	29,35261	79,9811
< Matric	334	2879	10,49654	90,4777
Missing	303	3182	9,52231	100,0000

Category	Frequency table: Language			
	Count	Cumulative Count	Percent	Cumulative Percent
English	3182	3182	100,0000	100,0000
Missing	0	3182	0,0000	100,0000

Category	Frequency table: Race			
	Count	Cumulative Count	Percent	Cumulative Percent
African	335	335	10,52797	10,5280
Asian	944	1279	29,66688	40,1948
Coloured	794	2073	24,95286	65,1477
European	1005	3078	31,58391	96,7316
Indian	5	3083	0,15713	96,8887
Missing	99	3182	3,11125	100,0000

Variable	Descriptive Statistics: Age					
	Mean	Std.Dev	Minimum	Maximum	N	No.cases Missing
Age	31,15139	10,26498	15,00000	68,00000	3098	84



### Sample Composition: General Verbal Reasoning Test

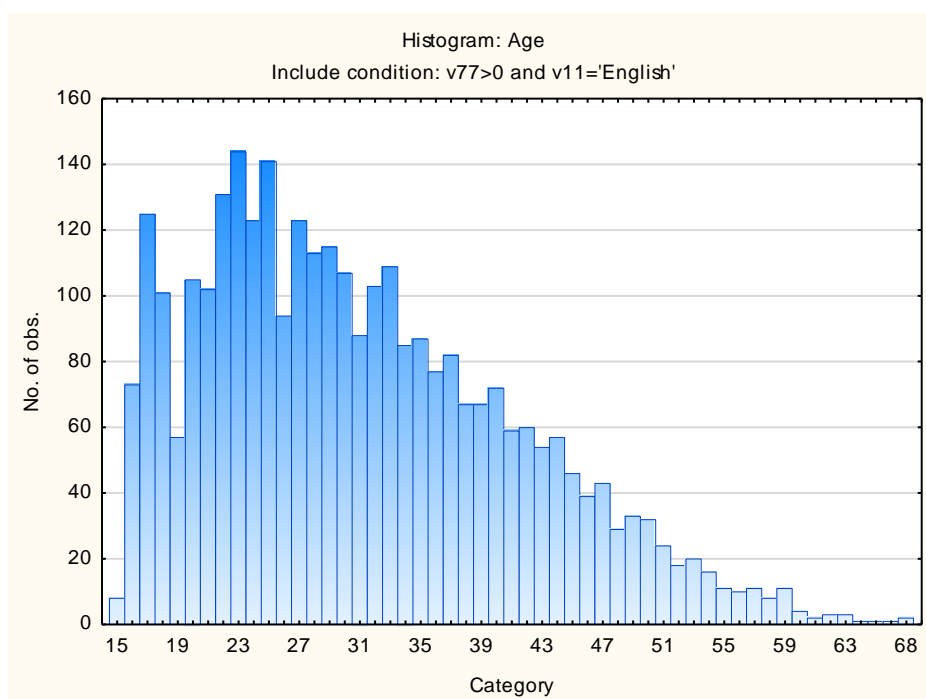
Category	Frequency table: Sex			
	Count	Cumulative Count	Percent	Cumulative Percent
M	1789	1789	56,25786	56,2579
F	1385	3174	43,55346	99,8113
U	6	3180	0,18868	100,0000
Missing	0	3180	0,00000	100,0000

Category	Frequency table: Education			
	Count	Cumulative Count	Percent	Cumulative Percent
Grade 12	1396	1396	43,89937	43,8994
Post Graduate	193	1589	6,06918	49,9686
Unknown	20	1609	0,62893	50,5975
Tertiary	933	2542	29,33962	79,9371
< Matric	334	2876	10,50314	90,4403
Missing	304	3180	9,55975	100,0000

Category	Frequency table: Language			
	Count	Cumulative Count	Percent	Cumulative Percent
English	3180	3180	100,0000	100,0000
Missing	0	3180	0,0000	100,0000

Category	Frequency table: Race			
	Count	Cumulative Count	Percent	Cumulative Percent
African	337	337	10,59748	10,5975
Asian	949	1286	29,84277	40,4403
Coloured	792	2078	24,90566	65,3459
European	998	3076	31,38365	96,7296
Indian	5	3081	0,15723	96,8868
Missing	99	3180	3,11321	100,0000

Variable	Descriptive Statistics: Age					
	Mean	Std.Dev	Minimum	Maximum	N	No.cases Missing
Age	31,13432	10,26865	15,00000	68,00000	3097	83



## Internal Consistency Reliabilities for General Reasoning Test Battery Subtests

Subtest	Cronbach Coefficient Alpha
General Abstract Reasoning Test	.83
General Numerical Reasoning Test	.87
General Verbal Reasoning Test	.87